







# Tag Questions Game.



You like learning English, don't you?



Yes, I do.

33. Jessica Simpson is pretty, ...?	34. You want to kiss me, ...?	35.  Start again.	36. Finish
32. Cameroon was a British & French colony, ...?	31. You didn't go home yesterday, ...?	30. We live on the same street, ...?	29.  Go back 5 spaces
25.  Go forward 3 spaces	26. Most Chinese hate to lose face, ...?	27. John Kennedy was assassinated, ...?	28. Sydney isn't in China, ...?
24. We aren't crazy, ...?	23. Diana was killed in France, ...?	22. You are a space alien, ...?	21. Elton John is gay, ...?
17. Learning is fun, ...?	18. Many Brits can't speak French well, ...?	19. You gave up smoking, ...?	20. French is a beautiful language, ...?
16. Deng Xiao Ping was Chinese, ...?	15.  Start again.	14. You aren't racist, ...?	13.  Go forward 3 spaces
9. You hate me, ...?	10. Everest is the highest mountain, ...?	11. The teacher speaks 4 languages, ...?	12. We love English, ...?
8. Your best friend is American, ...?	7. We are late again, ...?	6.  Go back 3 spaces	5. Your brother was a sailor, ...?
1. Start	2. You like him, ...?	3. Tokyo is the capital of Japan, ...?	4. You have been to China before, ...?

## How to play




### **What you need:**

1. Make copies of the game according to the number of teams you decide to make.
2. Dice, (as many as the number of game boards you want to use.)
3. Markers or chips (get a variety of colored chips so no two students have the same colours in the same group or team?)

**Aim of Game:** Practice asking tag questions in English.

**Level:** Pre-intermediate and intermediate.

### **Rules:**

1. The game follows the order of the numbers from start which is by default number one to Finish which by default is number 36.
2. Roll the dice and count according to the number on the dice. Wherever the student lands, he follows the instructions in the box, for example if I roll the dice and I have the number 5, I will count 5 spaces from start and land on the box numbered 5.
3. Then, Start reading the sentence and make the right tag question to continue. If a player lands on 5 for example, s/he say something like this “*Your brother was a sailor, wasn’t he?*”
4. Each player has as much as ten seconds to fully form the question, using the structure given in the box he/she lands in.(for higher level students you can reduce the time each player has to form a full tag question.)
5. If the question is correct then the other player must give a correct answer to enable him/her take their turn. (*N: B correct answer means well formed answers in full sentences*)
6. If the question is wrong, then the player loses his turn and goes back to his previous box. For example, as in box number 5, if I make a wrong question, I lose my turn and return to start.
7. If the player cannot form a question in 10 seconds or according to the time agreed, then he loses his turn and returns to his previous box.
8. If a player cannot answer a correct question s/he misses a turn to play.
9. If a player lands on a box with the death sign  , s/he has to go back to Start.
10. If a player lands on a box with the pyramid sign  s/he moves ahead according to the description in the box.
11. If a player lands in a box with the curved arrow  s/he goes back according to the description in the box.
12. First to finish wins the game.

**Variations:** *The rules are just a guide; please feel free to adjust the rules of the game according to the strength of the players.*

- You can use the game template and ask your students to even make their own tag questions.